

James Brindley Academy



2021 Destinations (including comparison to 2020 & 2019 cohorts) October 2021

Destinations: Post 16 Providers

2021 Leavers compared with 2020 & 2019 Cohort

M: mainstream
S: Special School
I: Independent
ISP: Independent Specialist Provision



think
differently

Destination	2021	2020	2019	2020 comparison	2019 comparison
Special School with Sixth Form (S)	3%	2%	9%	+1%	- 6%
Independent School (I)	0%	3%	2%	-3%	-2%
Virtual Learning Platform (I)	0%	3%	0%	-3%	0%
Mainstream School Sixth Form (M)	8%	5%	2%	+3%	+6%
Vocational Training Provider (M)	5%	6%	5%	-1%	0%
Mainstream Sixth Form College (M)	8%	8%	2%	0%	+6%
NEET (not in employment or training)	13%	11%	13%	+2%	0%
Independent Specialist Provision (ISP)	31%	20%	23%	+11%	+8%
Mainstream College (M)	32%	42%	44%	-10%	-12%

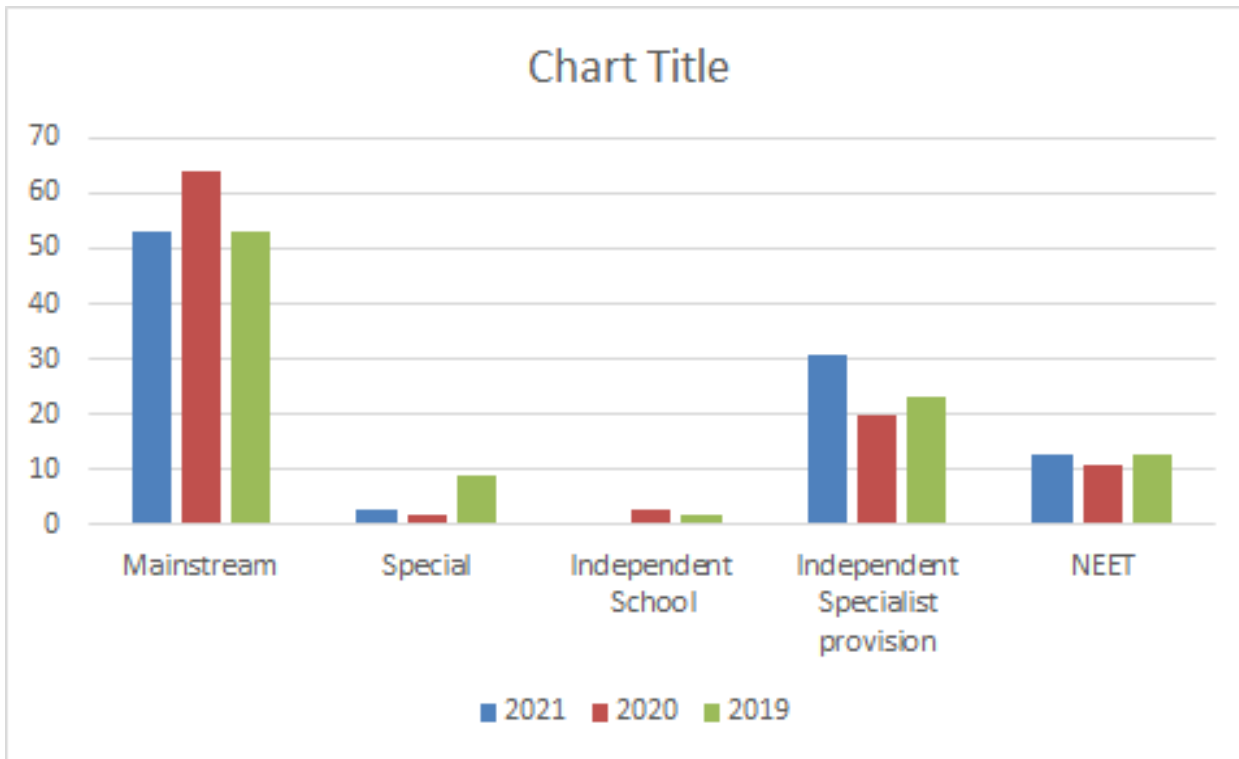
Destinations: 16 Providers by type

M: mainstream
S: Special School
I: Independent
ISP: Independent Specialist Provision



think
differently

2021 Leavers compared with 2020 & 2019 Cohort



Provision by type	2021	2020	2019	2020 comparison	2019 comparison
Mainstream	53%	64%	53%	-11%	0%
Special	3%	2%	9%	+1%	-6%
Independent School	0%	3%	2%	-3%	-2%
Independent Specialist provision	31%	20%	23%	+11%	+9%
NEET	13%	11%	13%	+2%	0%

Destinations 2021

Post 16 Providers

M: mainstream
 S: Special School
 I: Independent
 ISP: Independent Specialist Provision



Academy of Contemporary Music (M)	Joseph Chamberlain Sixth Form College (M)
Ascend Training (M)	King Norton Girls School (M)
Baskerville School (S)	Nova Training (M)
Birmingham Ormiston Academy (M)	Oscott Manor School (S)
Birmingham Metropolitan College (M)	Queen Alexandra College (ISP)
Bishop Challoner Sixth Form (M)	Riverside Education (ISP)
Bishop Walsh Catholic School (M)	Sandwell College (M)
Bordesley Green Girls Sixth Form (M)	Solihull College (M)
Cadbury Sixth Form College (M)	Solihull Sixth Form College (M)
Halesowen College (M)	South & City College Birmingham (M)
Heart of Birmingham Vocational College (ISP)	Sutton Coldfield Training (M)

New provider destinations 2021:

Ascend Training
 Birmingham Ormiston Academy
 Bishop Challoner Sixth Form
 Bishop Walsh Catholic School
 Bordesley Green Girls Sixth Form
 Heart of Birmingham Vocational College
 Kings Norton Girls School
 Nova Training
 Oscott Manor School
 Solihull Sixth Form College
 Sutton Coldfield Training

Previous providers:

Academy 21
 Access Creative College
 Aspiration Training
 Birmingham Independent College
 Crackerjack Training
 Nisai Learning
 St George's School
 University College Birmingham

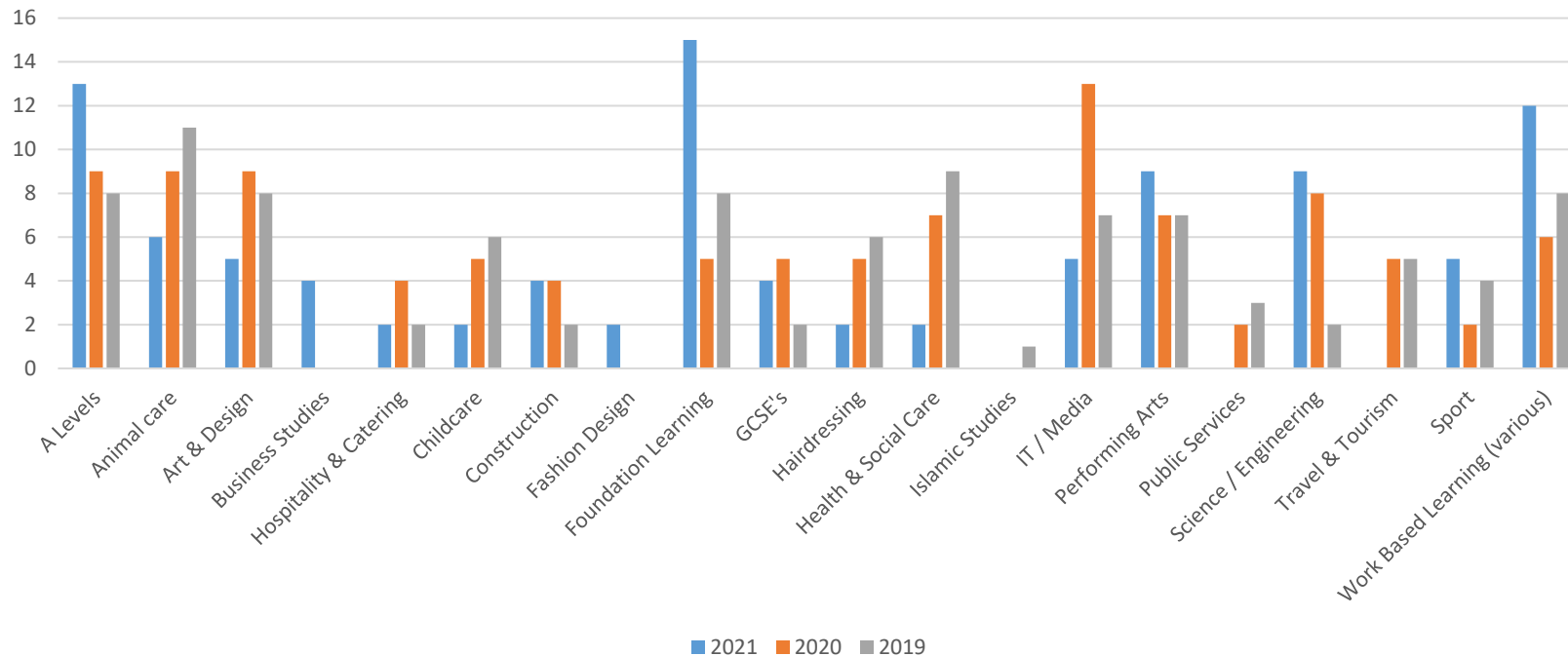
Destinations: Pupil Information

54 pupils
(percentages are rounded up or down)



think
differently

Comparison of courses studied with 2020 and 2019



Key points:

- Increase in pupils studying A levels, foundation and work based learning.
- Decrease in pupils studying animal care, art & design, health & social care and IT
- Continued increase in pupils studying science and engineering

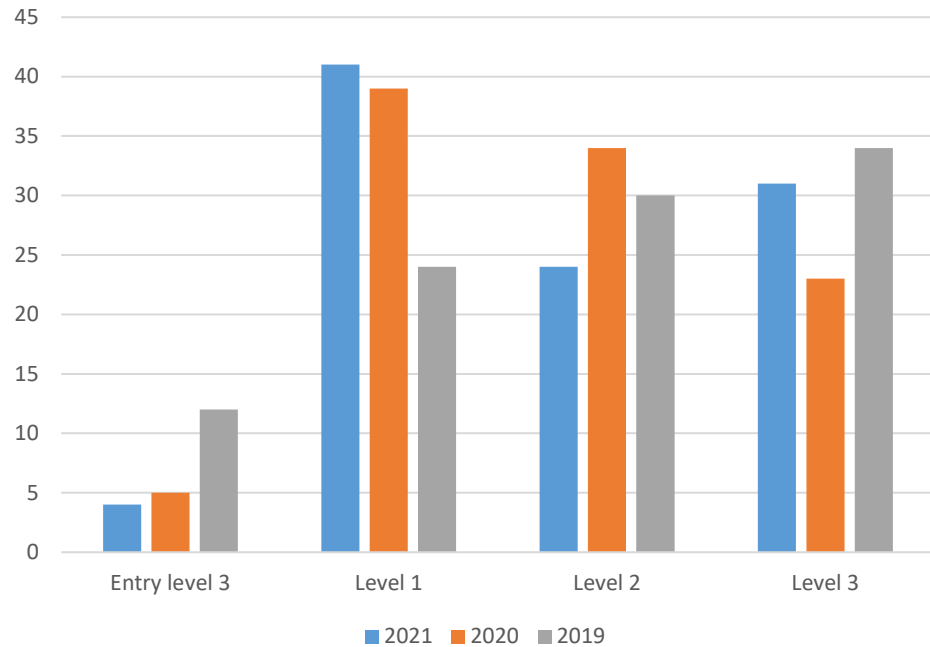
Level of course studied

2021 compared with 2020 & 2019

(percentage rounded up and down)



think
differently



Course Level	2021	2020	2019	2020 Comparison	2019 Comparison
Entry Level	4%	5%	12%	-1%	-8%
Level 1	41%	39%	24%	+2%	+17%
Level 2	24%	34%	30%	-10%	-6%
Level 3	31%	23%	34%	+8%	-3%

Destinations: Pupil Information

62 pupils
 Female: 31
 Male: 31 (percentages are rounded up)



think
differently

Information	Dual registered Female: 10 (16%)	Dual registered Male: 9 (15%)	Sole registered Female: 21 (34%)	Sole registered Male: 22 (35%)	Total Cohort 62 pupils	NEET 8 (13%) (Female: 3 Male: 5)
No Education Health & Care Plan	5 (8%)	2 (3%)	2 (3%)	1 (2%)	10 (16%)	0 (0%)
Education Health & Care Plan	4 (6%)	5 (8%)	19 (30%)	19 (30%)	47 (74%)	5 (63% of NEETS)
Education Health & Care Assessment Request Ongoing	1 (2%)	2 (3%)	0 (0%)	2 (3%)	5 (8%)	3 (37% of NEETS)
Free School Meals (FSM)	7 (11%)	4 (6%)	9 (15%)	12 (19%)	32 (51%)	8 (100% of NEETS)
Pupil Premium (PP)	7 (11%)	5 (8%)	11 (18%)	12 (19%)	35 (56%)	8 (100% of NEETS)
Looked After (LAC)	0 (0%)	1 (2%)	1 (2%)	1 (2%)	3 (6%)	1 (13% of NEETS)
English as an additional language (EAL)	2 (3%)	0 (0%)	1 (2%)	2 (3%)	5 (8%)	1 (13% of NEETS)
Social Worker / Family Support Worker	6 (10%)	5 (8%)	8 (13%)	7 (11%)	26 (42%)	6 (75% of NEETS)
Living with family member other than parents	2 (3%)	0 (0%)	3 (5%)	4 (6%)	9 (15%)	2 (25% of NEETS)

Destinations: NEETs

(percentages are of total NEETS and are rounded up)

8 pupils
Female: 3
Male: 5



think
differently

At risk of NEET indicators	Total NEETS 8 pupils (13%) (Female: 3 Male: 5)	Female Sole Registered 1	Female Dual Registered 2	Male Sole Registered 3	Male Dual Registered 2	Total Sole Registered 4	Total Dual Registered 4
No Education Health & Care Plan	0 (0%)	0 (0%)	0 (0%)	0 (0%)	0 (0%)	0 (0%)	0 (0%)
Education Health & Care Plan	5 (63% of NEETS)	1 (13%)	1 (13%)	2 (25%)	1 (13%)	3 (37%)	2 (25%)
Education Health & Care Assessment Request Ongoing	3 (37% of NEETS)	0 (0%)	1 (13%)	1 (13%)	1 (13%)	1 (13%)	2 (25%)
Free School Meals (FSM)	8 (100% of NEETS)	1 (13%)	2 (25%)	3 (37%)	2 (25%)	4 (50%)	4 (50%)
Pupil Premium (PP)	8 (100% of NEETS)	1 (13%)	2 (25%)	3 (37%)	2 (25%)	4 (50%)	4 (50%)
Looked After (LAC)	1 (13% of NEETS)	0 (0%)	0 (0%)	1 (13%)	0 (0%)	1 (13%)	0 (0%)
English as an additional language (EAL)	1 (13% of NEETS)	0 (0%)	1 (13%)	0 (0%)	0 (0%)	0 (0%)	1 (13%)
Social Worker / Family Support Worker	6 (75% of NEETS)	0 (0%)	1 (13%)	3 (37%)	2 (25%)	3 (37%)	3 (37%)
Living with family member other than parents	2 (25% of NEETS)	0 (0%)	0 (0%)	2 (25%)	0 (0%)	2 (25%)	0 (0%)



Key Points

- 10% decrease of young people moving on to mainstream college
- 11% increase of young people moving onto independent specialist provision (ISP)
- 2% **increase** of NEETs compared to 2020 but no change from 2019
- 3% increase of pupils moving onto mainstream schools with sixth forms

NEET analysis

- Of the 8 young people who are NEET, 4 are sole and 4 are dual registered.
- 100% of young people who are NEET are Pupil Premium and eligible for free school meals.
- Of the 8 NEET young people, 3 are female and five are male
- 13% of NEETs are LAC and 25% are living with a family member other than their parents
- 75% of NEETs have had either a social worker or family support worker
- 37% of NEETs are waiting a decision from SENAR regarding an EHC assessment